

RoHS Compliant

Features

- Distributed constant type LC filter. Prevents ringing caused by circuit impedance.
- Stable noise attenuation over wide frequency range.
- Low profile (T=0.95mm max.) suitable for miniature electronic equipments.
- First class auto-placement

Applications

- PCs, Laser Printers, Cellular Phone, Clock Data Lines for LCD Display
- High Speed Video Signal Circuits and Interface Circuits
- High Speed Digital Circuits

How to Order

KNF 21 100 C65 DA 3T S
① ② ③ ④ ⑤ ⑥ ⑦

① Series

② Size Code

21	2012 (EIA: 0805)
-----------	------------------

③ Cut off Frequency

025	25MHz	200	200MHz
050	50MHz	400	400MHz
100	100MHz		

④ Capacitance

C17	17pF	C130	130pF
C33	33pF	C235	235pF
C65	65pF		

⑤ Application

DA	Digital Circuit in General
-----------	----------------------------

⑥ Packaging

3T	T&R: 3000 pcs. (Std.)
-----------	-----------------------

⑦ Termination

S	Std.
----------	------

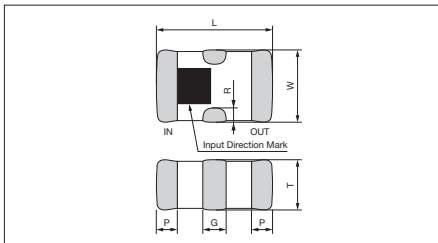
Specifications

Part Number	Cut off Frequency	Capacitance (+50/-20%)	Attenuation (Typical)	Rated Current	Rated Voltage	Operating Temperature
KNF21025C235DA3TS	25MHz	235pF	200 to 600MHz (@20dB)	150mA	25VDC	-25 to +85°C
KNF21050C130DA3TS	50MHz	130pF	350 to 850MHz (@20dB)	150mA	25VDC	
KNF21100C65DA3TS	100MHz	65pF	450 to 950MHz (@20dB)	150mA	25VDC	
KNF21200C33DA3TS	200MHz	33pF	700 to 1200MHz (@20dB)	150mA	25VDC	
KNF21400C17DA3TS	400MHz	17pF	900 to 1400MHz (@20dB)	150mA	25VDC	

• Storage condition
Temperature: -10 to +45°C
Humidity: 45 to 75%RH

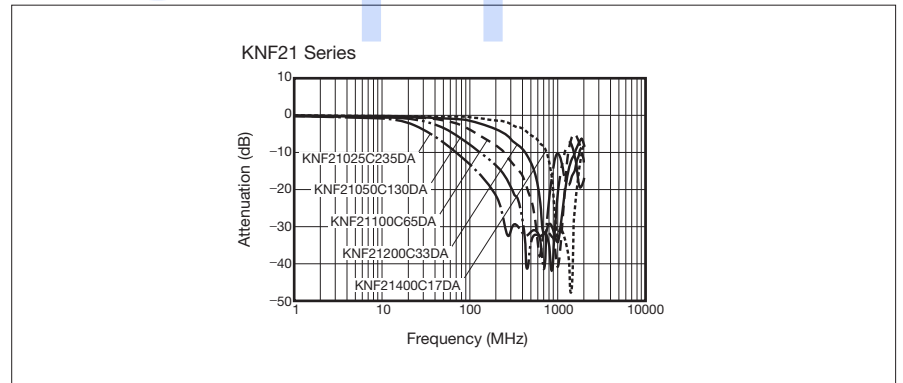
Dimensions

(Unit: mm)



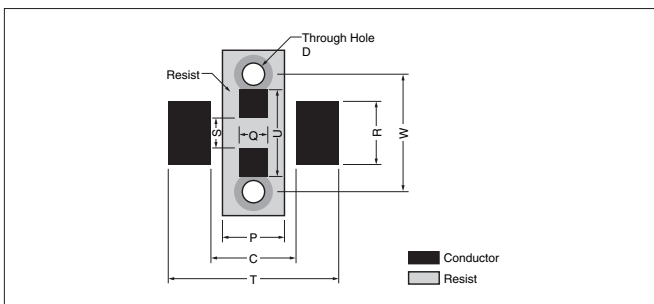
CODE	L	W	T
Dimensions	2.00±0.20	1.25±0.20	0.80±0.15
CODE	G	P	R
Dimensions	0.40±0.30	0.30±0.20	≥0.01

Attenuation Characteristics



Recommended Land Pattern

(Unit: mm)

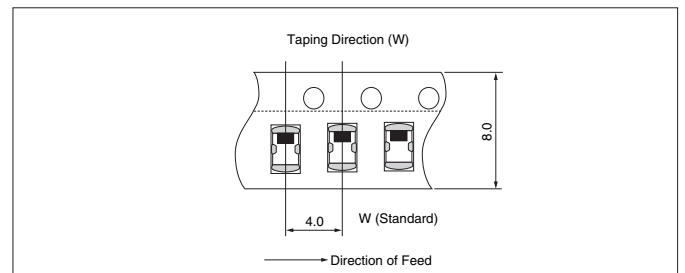


CODE	T	W	R	C	P	Q	S	D	U
Dimensions	3.20	2.30	1.00	1.20	0.80	0.40	0.60	0.3 to 0.4	2.00

Packaging Specification

- Taping (3,000/ reel)

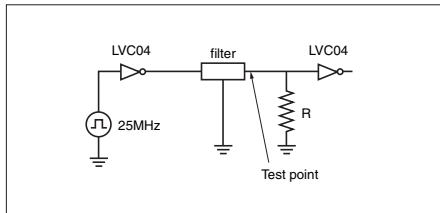
(Unit: mm)



<Impedance Matching Free>

- Stable attenuation against impedance change
- Good impedance matching without ringing or distortion even at the time of IC ON/ OFF and pattern layout change

Test circuit



Output Waveform (Clock frequency 25MHz)

R	LC filter	KNF21100
1MΩ		
300Ω		

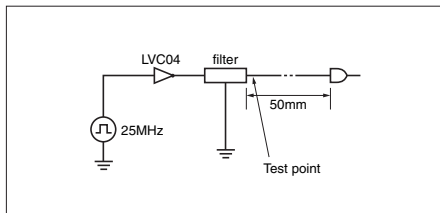
<No Ringing>

Excellent Impedance Matching

KNF series Output waveform	LC filter Output waveform	No filter Output waveform

- Wide attenuation up to high frequency range without distortion

Test Circuit



Attenuation Bandwidth

